



Pirbright's Learning Week

Friday 6th December 2024

Every week is a busy one at Pirbright Village Primary School, so we thought we'd take the opportunity to share with you some of the exciting things which have been going on inside and outside of the classroom in each year group.

Reception


Reception have had an exciting week learning all about maps! We started the week by learning about the Christian Christmas Story and discussed how it links to our Nativity and the roles we are playing in the show. We have also been doing some rehearsals for our Nativity in the hall and our teachers are very impressed on how we are learning and remembering our lines.

In maths, we learnt about shapes with 4 sides, combining shapes with 4 sides and shapes in the environment. We went for a walk around the inside and outside area to see if we could find any 2D shapes and we were surprised to find lots! In French, we learnt how to count to 5...why not ask us to show you? In PE, we played some games outside and are improving with being able to change independently and remember that we need trousers and a jacket with the cold weather without being reminded. On Wednesday and Thursday, we walked to the Postbox to deliver our Christmas Cards which was very exciting. We even followed maps to get there to check we were going the right way and to help us get there and back. In Forest School, we remembered how to be safe around the fire and how to toast marshmallows safely. We ended our session with a smore which was super yummy! In our provision, we have played Tricky Word hopscotch, swatted tricky word flies, had a post office role play, made paper chains, had a Christmas Story small world scene, and matched words to pictures containing our new digraphs.




Year 1

We have been working very hard during rehearsals for our Christmas production and can't wait for you to watch us perform next week! In between all of the singing and dancing, we have been broadening our understanding of the Nativity story in our RE lessons. Our Maths learning this week has focused on number bonds to 10 and consolidating our addition skills. We have particularly enjoyed using Numicon to practise and finding creative ways to make number sentences both inside and outside the classroom. In Art, we used our creativity to represent the London skyline during the Great Fire of London using oil pastels and silhouettes. We have also continued to write our Great Fire of London diaries in our English lessons. Did you know that Samuel Pepys buried his cheese and wine in his garden so that it would not be damaged in the fire? Ask us what other facts we can tell you about the events of 1666!



Year 2

With just three weeks left until the Christmas holidays and one week until show week, we've been busy rehearsing, rehearsing, and rehearsing! The children have been absolutely brilliant in every practice, and we can't wait for you to see their performances next week. Amidst all the excitement, we've wrapped up our addition and subtraction unit in Maths and have now moved on to shapes. To kick off this new unit, we refreshed our knowledge of 2D and 3D shapes, then learned how to count the sides and vertices of 2D shapes. In English, after enjoying the new and exciting vocabulary from *Lila and the Secret of Rain* last week, we explored sentence starters and wrote a few sentences using examples. Our goal by the end of the week was to rewrite the book's ending. On Thursday, we planned our new endings, brainstorming creative ideas for how Lila could bring rain to her village. Then, on Friday, we used everything we've learned to write the ending in our own words. The results were fantastic and full of creativity! Finally, on Friday morning, we dedicated time to our RE unit, where we explored why giving is important to Christians. We discussed the concepts of giving and loving others through stories and passages from the Bible.






Pirbright's Learning Week

Year 3

Are you sure there has only been 5 days in this week? Year 3 have fitted so much in, it is hard to believe! Having visited some Stone Age houses on our trip to Butser Farm, we now felt that we might be ready to invite people round for dinner! So, as part of our DT work, we have become hunter-gatherers. We discussed which fruits or berries might be available at different times of the year and how these could be put together to make a tasty meal. We then perfected our cutting techniques my peeling, chopping and slicing different vegetables (and even tasting some of them afterwards!) We might even be ready to help make dinner at home! As the Stone Age people didn't have the luxury of ovens or microwaves, we then headed out to the Forest




school area to learn how to make a fire ready for cooking. We had a wonderful time with Mrs Bean and particularly enjoyed toasting our marshmallows. Back in the classroom, we haven't been putting our feet up either. Our Maths work has seen us counting in steps of different sizes to help us when spotting multiples, whilst in English we have continued reading Stig of the Dump finding out more about what the two main characters have been up



Year 4

This week the children in year 4 were very lucky to have a special Christmas music session with Mrs Peers and she was thrilled with them " It was a pleasure to teach Year 4 this morning! They loved performing on the glockenspiels, keyboards, drums, ukulele and tambourine! We have learned to play Jingle Bells. The more able have read simple notation and performed from music on the keyboards. Some children kept the beat for the rest of the class and we all performed with awareness of pitch and rhythm. Well done! A very festive morning!" We have also been busy practicing our scene for the Christmas performance – thank you for all of the costumes. The children have had a busy week- discovering how to stay safe during an earthquake, how destructive a tsunami might be and taken part in an experiment to see how avalanches occur- please ask us all about this! We have completed our maths unit on the area of shapes and looking forward to all of our performances next week. We can't wait for you to see how we get on! Phew— what a week!



Year 5

As our 'In Your Imagination' topic continues, we have enjoyed reading a couple more chapters from 'Harry Potter & the Philosopher's Stone'. This week, our writing focus has been linked to the chapter called 'Hallowe'en'; taking inspiration from the troll in the story, the children have begun to plan and create their own non-chronological reports about some of the weird and wonderful creatures devised by J.K. Rowling. In our topic lessons, we have learnt how to use 8-point compass directions, plotting the best route to and from Hogwart's to Hagrid's hut (amongst other key locations in Harry Potter-land!). Our Maths work this week has seen the children building on their developing confidence with fractions by adding together two or more fractions and then expressing their answers in the simplest possible form – impressive stuff! Of course, being just a few days away from our first performance of 'Charlie & the Chocolate Factory', we have also been committing a lot of time to rehearsals, polishing up our singing, dancing and acting in preparation for next week's shows!



Year 6

We have been focusing on key events towards the end of WW2 in our topic work. The children learnt all about the Allies' invasion of Normandy on D-Day, the battle for France during that year and the eventual surrender of Germany in 1945. We also had a chance to develop our balanced argument writing skills, following up the work we did last week. In addition, during our music lessons with Mrs Peers this week, the children worked on their Jazz topic. Everyone was fully engaged with learning and performing the 'Head' melody to a jazz song performed in time to the drum rhythms laid down by the children who have drum lessons. The children also got the boomwhackers out and performed the melody on these which took lots of concentration and ensemble skills! We also continued our work on fractions in maths lessons - adding and subtracting numbers with different denominators.

